

Eco Friendly Green Products



Fibreglass FRP Composite

- Manhole Covers & Frames
- Grating Covers & Frames
- Water Tight Covers & Frames
- Tank Covers & Frames
- Recess Covers & Frames

FRP Moulded Gratings

Fibreglass FRP Railing

www.kkfrp.com

SFRC Precast Concrete

- **Green Cement** Manhole Covers & Frames

- **Green Cement** Grating Covers & Frames

Plastic Manhole Step

Recycled Plastic Bench

IDEAL SUBSTITUTE FOR CAST IRON



- **Certificates**Page 3
- **Our Clients**Page 4
- **About US**Page 5 to 7

SFRC Precast Concrete Products

- **SFRC Precast Manhole Cover & Frame**Page 9
- **SFRC Precast Manhole Grating & Frame**Page 10

FRP Products

- **FRP Composite Manhole Cover & Frame**Page 13 to 17
- **FRP Composite Storm Water Grating Cover & Frame**.....Page 18 to 20
- **FRP Composite Storm Water Tight Tank/Manhole Cover & Frame with Nut & Bolt fasteners & O Ring**Page 21
- **FRP Composite Recess Manhole Cover & Frame**Page 22
- **FRP Over Head Tank Cover & Frame**Page 23
- **Why Choose KKfrp**.....Page 24
- **Fittings**Page 25
- **FRP Moulded Gratings**Page 26 to 27
- **Fiberglass FRP Railing**Page 28 to 29

Plastic Products

- **Plastic Manhole Stepz**Page 30
- **Eco 3 Seater Bench with Backrest**Page 31 to 32
- **Participation In Exhibitions** Page 33 to 35



Certified by Confederation of Indian Industry



ISO Certificates





Our Outstanding National & International achievements



WE WORK WITH ...



Domestic Clients



International Clients



NIGERIA

SOUTH ASIA

EAST AFRICA

GCC COUNTRIES

About Us.



KK-FRP AND KONCRETE PRODUCTS PVT LTD Formerly K K Manhole & Gratings Co, Mumbai started manufacturing of Precast Concrete Products primarily manhole covers and frames, in Nashik three decades ago. It is an ideal Substitute of Cast Iron manhole covers. In our constant endeavour to try to improvise and bring in new products to meet the changing needs of the market and the society, we have ventured into manufacturing of Composite Fiberglass Manhole covers and stormwater gratings in the year 2012. We also export these products to African and Gulf Countries .

Our products cater to Housing Industry, Sewage and Water supply projects of Govt and Semi Govt Bodies, Foot paths for Roads, Airports, Ports, Railway Colonies etc

Our products are available in Light, Medium, Heavy and Extra Heavy Duty categories of load capacities from 2.5Tons to 40 Tons as per IS standard IS:12592, IS; 1726 and BSEN 124.

We are an ISO 9001:2015 , ISO 14001:2015 OHSAS 18001:2007 Company

We also have ISI Mark for Precast Concrete Covers.

We manufacture the following products in our 3 manufacturing plants:

- **FRP Composite Manhole Covers & Frames**
- **FRP Composite Storm Water Grating Covers & Frames**
- **FRP Composite Tank Covers & Frames**
- **FRP Composite Recess Covers & Frames**
- **FRP Moulded Gratings**
- **Fibreglass FRP Railing**
- **Plastic Manhole Stepz**
- **Recycled Plastic Bench**

- **Precast Concrete Manhole Covers & Frames**
- **Precast Concrete Storm Water Grating Covers & Frames**
- **Precast Concrete Kerb Stone / Road Dividers**
- **Precast Concrete Railings & Tree Guards**



Our Ethos

KK FRP and Koncrete believe that along with good corporate governance, ethical behaviour an integral part of everything KK FRP and Koncrete does, as we believe that a creative and well managed corporate and socially responsible programme is in the best interest of all our clients our employees, our suppliers and other business partners who work together with us.

Quality

We pro-actively work in close partnership with our clients to ensure consistency and quality of service is maintained through clear lines of communication. We aim to provide high quality products for our clients thereby providing products to improve the infrastructure of the country as well as globally.

Customer Service

KK FRP and Koncrete aspires to a culture of unconditional integrity; it is at the heart of how we do things, integrity in dealing with our clients, employees, other contractors and our client's tenants and visitors; integrity in the service we provide and integrity in our behaviour .

We recognise that fostering a work culture that is based on teamwork and positive attitude is one of the keys to business success, and delivering service excellence to our Clients and their occupiers. Excellence is the minimum that we demand from every one of our employees and we are confident that if you see any of our products, you will see that promise being kept every day. Sustained excellence, proactive problem-solving and unconditional integrity are what we offer.

People are at the centre of everything we do our clients, our employees and our suppliers . We work as a 'one' team partnership, of shared goals that will aim to set new standards of service delivery.

Sustainability Policy

The company follows environmental friendly manufacturing and production methods. Our working practices are based on sustainability and we prioritise the following :

Minimising the waste we produce either by re-using it or recycling it.

Committed to recycling waste generated from its production and thus advocating circular economy.

Installation of a solar panel plant for conservation of natural resources.

KKfrp



KK Goes Green

Introducing eco-friendly Green Cement Manhole Covers & Gratings .

Working towards fully changing the landscape of business, environment and responsibility towards environmental protection.

We are committed to embedding sustainability into every aspect of our operations and that includes exploring opportunities for enhancing biodiversity.

Environmental Policy

Our policy outlines our working procedures relating to the environment. We aim to provide clients with solutions from our wealth of market-leading experience and our understanding of biodiversity.

We are passionate about our environment, so conserving biodiversity is of paramount importance to us.

Workplace Dignity Policy

We care for our employees and partners individual's perception about respect and trust, equal treatment, valuation of one's worth, fair-treatment, autonomy and freedom of expression and at the workplace. All our employees health and wellness is covered in accordance to the relevant Govt. guidelines .

Our Continuous Improvement Process

We continuously strive towards continuously improving our procedures, workmanship, machinery and people in order to deliver the best internationally accepted quality standards without compromise.

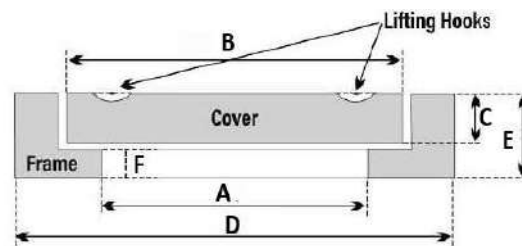
We adopt the lean business model to maintain the best productivity standards, while reducing operational waste, so that we continuously provide our valued clients with the best product and pricing which is delivered on time, every time.

Our aim is to continuously strive towards being internationally recognised as our industries best, market leading manufacturer partner.

KK frp

SPECIFICATIONS

SFRC Precast Concrete Manhole Cover & Frame



(All dimensions in mm) Dimensional Tol +/- 5mm

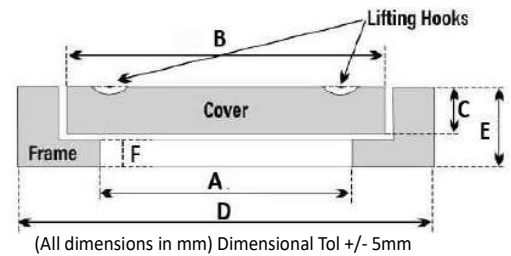
Product Picture	Product Code	Product Description	Load Capacity (Tons)	Wt/ Set (Kgs)	Clear Opening	Cover Details		Frame Details		
					A	B	C	D	E	F
	MHCF01	HeavyDuty	20	230	600	760	100	910	180	75
	MHCF02	HeavyDuty	20	220	560	720	100	880	175	75
	MHCF03	HeavyDuty	20	170	540	630	100	840	150	50
	MHCF04	HeavyDuty	20	1360	1500x1500	1660x825(2 nos)	125	1860x1860	210	75
	MHCF05	HeavyDuty	20	910	1200x1200	1360x1360	125	1540x1540	210	75
	MHCF06	HeavyDuty	20	460	1000x1000	1100x1100	95	1250x1250	150	50
	MHCF07	HeavyDuty	20	730	900x1200	1060x675(2 nos)	125	1265x1565	210	75
	MHCF08	HeavyDuty	20	375	600x1200	700x1300	95	850x1450	150	50
	MHCF09	HeavyDuty	20	420	900x900	1000x1000	95	1170x1170	160	60
	MHCF10	HeavyDuty	20	300	750x750	850x850	95	1000x1000	150	50
	MHCF11	HeavyDuty	20	290	900x600	1000x700	95	1150x850	150	50
	MHCF12	HeavyDuty	20	220	600x600	700x700	95	850x850	150	50
	MHCF13	HeavyDuty	20	260	600x750	700x850	95	850x1000	150	50
	MHCF14	HeavyDuty	20	240	900x450	1000x550	95	1150x700	150	50
	MHCF15	HeavyDuty	20	180	600x450	700x550	95	850x700	150	50
	MHCF16	HeavyDuty	20	120	450x450	550x550	70	680x680	150	50
	MHCF17	HeavyDuty	20	75	300x300	400x400	70	530x530	125	50
	MHCF18	Medium Duty	10	110	560	670	70	770	120	50
	MHCF19	Medium Duty	10	145	540	640	80	840	125	50
	MHCF20	Medium Duty	10	125	540	630	65	840	115	50
	MHCF21	Medium Duty	10	340	900x900	1000x495(2 nos)	70	1150x1150	150	75
	MHCF22	Medium Duty	10	350	900x1200	1000x645(2 nos)	70	1140x1440	125	50
	MHCF23	Medium Duty	10	280	600x1200	700x1300	70	830x1430	125	50
	MHCF24	Medium Duty	10	490	1200x1200	1300x645(2 nos)	70	1450x1450	125	50
	MHCF25	Medium Duty	10	350	1000x1000	1100x1100	70	1230x1230	125	50
	MHCF26	Medium Duty	10	300	900x900	1000x1000	70	1130x1130	125	50
	MHCF27	Medium Duty	10	220	900x600	1000x700	70	1130x830	125	50
	MHCF28	Medium Duty	10	240	750x750	850x850	70	980x980	125	50
	MHCF29	Medium Duty	10	165	600x600	700x700	70	830x830	125	50
	MHCF30	Medium Duty	5	125	600x600	700x700	50	830x830	100	50
	MHCF31	Medium Duty	10	180	900x450	1000x550	70	1130x680	125	50
	MHCF32	Medium Duty	5	140	900x450	1000x550	50	1130x680	100	50
	MHCF33	Medium Duty	10	140	600x450	700x550	70	830x680	125	50
	MHCF34	Medium Duty	5	100	600x450	700x550	50	830x680	100	50
MHCF35	Medium Duty	5	80	450x450	550x550	50	680x680	100	50	
MHCF36	Medium Duty	5	50	300x300	400x400	50	530x530	100	50	
	MHCF37	Light Duty	2.5	75	540	610	50	745	100	50
	MHCF38	Light Duty	2.5	220	900x900	1000x1000	50	1130x1130	100	50
	MHCF39	Light Duty	2.5	170	900x600	1000x700	50	1130x830	100	50
	MHCF40	Light Duty	2.5	100	900x450	970x520	37	1080x610	80	40
	MHCF41	Light Duty	2.5	70	600x450	660x520	37	780x610	80	40
	MHCF42	Light Duty	2.5	20	260x260	300x300	30	390x390	60	30
	MHCF43	Light Duty	2.5	16	260x185	300x225	30	390x315	60	30

KK Concrete Covers & Frames are Provided with suitable taper to prevent jamming of cover inside the frame. Suitable lifting hooks have been provided for facilitating removal of cover from frame. The edges of covers have been provided with mild steel rim to prevent damage of edges while handling. These product are available in circular, rectangular & Square shapes in light, medium & heavy duty category. Load test as per IS 12592-2002 for Extra Heavy Duty is 35 Tons, Heavy duty is 20 Tons, Medium duty is 10 Tons, Light duty is 2.5 Tons. Cover of Non Standard sizes can also be manufactured on request. Outer sizes, thickness, clear opening & load capacity details shall be required for non standard Sizes.

KK Concrete Products are manufactured by high frequency Vibration techniques, high quality moulds with requisite reinforcement in accordance to relevant IS specifications. The concrete grade is min. M 30. Proper water immersed or steam curing is done before despatch. Sizes & Specifications are subject to change without notice due to our constant endeavor to improve our products.

SPECIFICATIONS

SFRC Precast Concrete Grating Cover & Frame



Product Picture	Product Code	Product Description	Load Capacity (Tons)	Wt/ Set (Kgs)	Clear Opening	Cover Details			Frame Details		
					A	B	C	D	E	F	
	GGFC 01	HeavyDuty	20	230	600	760	100	910	180	75	
	GGFC 02	HeavyDuty	20	220	560	720	100	880	175	75	
	GGFC 03	HeavyDuty	20	170	540	630	100	840	150	50	
	GGFC 04	HeavyDuty	20	1360	1500x1500	1660x825(2 nos)	125	1860x1860	210	75	
	GGFC 05	HeavyDuty	20	910	1200x1200	1360x1360	125	1540x1540	210	75	
	GGFC 06	HeavyDuty	20	460	1000x1000	1100x1100	95	1250x1250	150	50	
	GGFC 07	HeavyDuty	20	730	900x1200	1060x675(2 nos)	125	1265x1565	210	60	
	GGFC 08	HeavyDuty	20	375	600x1200	700x1300	95	850x1450	150	50	
	GGFC 09	HeavyDuty	20	420	900x900	1000x1000	95	1170x1170	160	60	
	GGFC 10	HeavyDuty	20	290	900x600	1000x700	95	1150x850	150	50	
	GGFC 11	HeavyDuty	20	300	750x750	850x850	95	1000x1000	150	50	
	GGFC 12	HeavyDuty	20	220	600x600	700x700	95	850x850	150	50	
	GGFC 13	HeavyDuty	20	260	600x750	700x850	95	850x1000	150	50	
	GGFC 14	HeavyDuty	20	240	900x450	1000x550	95	1150x700	150	50	
	GGFC 15	HeavyDuty	20	180	600x450	700x550	95	850x700	150	50	
	GGFC 16	HeavyDuty	20	120	450x450	550x550	70	680x680	125	50	
	GGFC 17	HeavyDuty	20	75	300x300	400x400	70	530x530	125	50	
	GGFC 18	Medium Duty	10	110	560	670	70	770	120	50	
	GGFC 19	Medium Duty	10	145	540	640	80	840	125	50	
	GGFC 20	Medium Duty	10	125	540	630	65	840	115	50	
	GGFC 21	Medium Duty	10	350	900x1200	1000x645 (2 nos)	70	1140x1440	125	50	
	GGFC 22	Medium Duty	10	280	600x1200	700x1300	70	830x1430	125	50	
	GGFC 23	Medium Duty	10	490	1200x1200	1300x645(2 nos)	70	1450x1450	125	50	
	GGFC 24	Medium Duty	10	350	1000x1000	1100x1100	70	1230x1230	125	50	
	GGFC 25	Medium Duty	10	300	900x900	1000x1000	70	1130x1130	125	50	
	GGFC 26	Medium Duty	10	220	900x600	1000x700	70	1130x830	125	50	
	GGFC 27	Medium Duty	10	165	600x600	700x700	70	830x830	125	50	
	GGFC 28	Medium Duty	10	180	900x450	1000x550	70	1130x680	125	50	
	GGFC 29	Medium Duty	10	240	750x750	850x850	70	1000x1000	125	50	
	GGFC 30	Medium Duty	10	140	600x450	700x550	70	830x680	125	50	
	GGFC 31	Medium Duty	5	80	450x450	550x550	50	680x680	100	50	
	GGFC 32	Medium Duty	5	50	300x300	400x400	50	530x530	100	50	
	GGFC 33	Light Duty	2.5	75	540	610	50	745	100	50	
	GGFC 34	Light Duty	2.5	215	900x900	1000x1000	50	1130x1130	100	50	
	GGFC 35	Light Duty	2.5	170	900x600	1100x700	50	1130x830	100	50	
	GGFC 36	Light Duty	2.5	140	900x450	1000x700	50	1130x830	100	50	
	GGFC 37	Light Duty	2.5	125	600x600	700x700	50	830x830	100	50	
	GGFC 38	Light Duty	2.5	100	600x450	700x550	50	830x680	100	50	
	GGFC 39	Light Duty	2.5	20	260x260	300x300	30	390x390	60	30	
	GGFC 40	Light Duty	2.5	16	260x185	300x225	30	390x315	60	30	

KK Concrete Grating Covers & Frames are Provided with suitable taper to prevent jamming of cover inside the frame. Suitable lifting hooks have been provided for facilitating removal of cover from frame. The edges of covers have been provided with mild steel rim to prevent damage of edges while handling. These product can be used in areas such as open drains, storm water drains etc. These products are available in circular, rectangular & Square shape in light, medium & heavy duty categories.

KK Concrete Products are manufactured by high frequency Vibration techniques, high quality moulds with requisite reinforcement in accordance to relevant IS specifications. The concrete grade is min. M 30. Proper water immersed or steam curing is done before despatch. Sizes & Specifications are subject to change without notice due to our constant endeavor to improve our products.

IDEAL SUBSTITUTE FOR CAST IRON & RCC MANHOLE COVERS



**Fibreglass FRP Composite
Manhole Covers & Frames
Grating Covers & Frames
Tank Covers & Frames
Recess Covers & Frames
Moulded Gratings**

www.kkfrp.com



What is FRP (Fibre Reinforced Polymer) ?

It is a Composite material of Thermosett resin mainly polyester resin. with a matrix of glass fibres reinforced in it & quartz as an aggregate. Reinforcing Glass fibres of varied types & categories are arranged in a fashion to suit specific load capacities & polymer resin is applied to it which acts as the binder to the composite material. Aggregates of quartz mixed with resin are then added & the mixture of above creates a composite material which is very high in compressive. tensile & flexural strength. FRP's are commonly used in aerospace. marine. automotive & other miscellaneous industry. extensively.

Advantages.



Quality

- ◆ Waterproof. Weatherproof. Non Corrosive. Burglarproof
- ◆ High Strength : Weight Ratio
- ◆ Light Weight : Ease of Handling
- ◆ Temperature Resistance from - 40 degrees to 80 degrees



Durability

Life span of 30 + years



Sizes & Configuration

Standard designs conforming to IS:1726 - 1991 are 2.5 10. 20 & 35 Ton & BSEN - 124 are 1.5. 12.5. 25 & 40 Ton

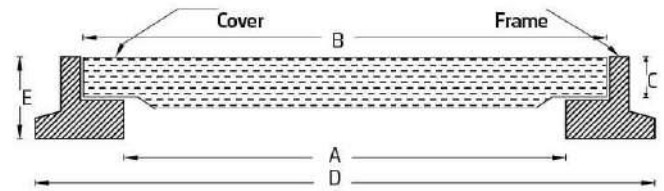


Customization

Options of decorative surface designs & color variations available.

SPECIFICATIONS


Manhole Cover & Frame



FRP Composite Manhole Cover & Frame - Pedestrian Traffic Light Duty LD-2.5

Areas where our Light Duty Manhole Cover & Frames are used include pedestrian footpaths, Pathways, cycle tracks etc where light duty movement is common .

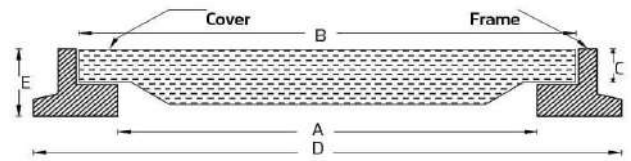
(All dimensions in mm)

Product Picture	Product Code	Load Capacity (Tons)	Wt/ Set (Kgs)	Clear Opening	Cover Details		Frame Details	
				A	B	C	D	E
	KKLD-01	2.5	4.5	225x300	250x325	15	310x385	30
	KKLD-02	2.5	5	300x300	325x325	15	385x385	30
	KKLD-03	2.5	13.5	450x450	480x480	20	560x560	35
	KKLD-04	2.5	18	600x450	630x480	20	715x565	35
	KKLD-05	2.5	24	600x600	635x635	20	715x715	35
	KKLD-06	2.5	32	900x450	935x485	30	1015x565	35
	KKLD-07	2.5	38	900x600	935x635	30	1015x715	35



SPECIFICATIONS

Manhole Cover & Frame



FRP Composite Manhole Cover & Frame - Light Duty LD-2.5/5

Areas where our Duty Manhole Covers & Frames are used include pedestrians, pedal cyclists, footways, Car parking, residential complexes, institutions & where light vehicular traffic is common.

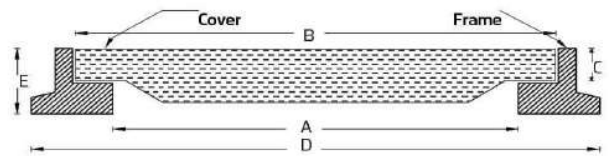
(All dimensions in mm)

Product Picture	Product Code	Load Capacity (Tons)	Wt/ Set (Kgs)	Clear Opening	Cover Details		Frame Details	
				A	B	C	D	E
	MCLD-01	2.5/5	22	450 Dia	500 Dia	30	580 Dia	60
	MCLD-02	2.5/5	30	560 Dia	610 Dia	30	680 Dia	60
	MCLD-03	2.5/5	34	600 Dia	660 Dia	30	730 Dia	60
	MCLD-04	2.5/5	57	750 Dia	810 Dia	30	880 Dia	60
	MCLD-05	2.5/5	81	900 Dia	960 Dia	40	1060 Dia	80
	MCLD-06	2.5/5	11	225x300	260x330	20	345x420	50
	MCLD-07	2.5/5	13	300x300	350x350	25	440x440	60
	MCLD-08	2.5/5	29	450x450	510x510	30	600x600	70
	MCLD-09	2.5/5	35	450x600	510x660	30	600x750	70
	MCLD-10	2.5/5	47	600x600	660x660	30	750x750	70
	MCLD-11	2.5/5	55	600x750	660x810	30	750x900	70
	MCLD-12	2.5/5	60	750x750	810x810	30	900x900	70
	MCLD-13	2.5/5	46	900x450	960x510	30	1050x600	70
	MCLD-14	2.5/5	63	900x600	960x660	30	1050x750	70
	MCLD-15	2.5/5	80	900x750	960x810	30	1050x900	70
	MCLD-16	2.5/5	95	900x900	960x960	30	1050x1050	70
	MCLD-17	2.5/5	170	1000x1000	1080x1080	50	1200x1200	90
	MCLD-18	2.5/5	123	1200x600	1280x680	50	1400x800	90
	MCLD-19	2.5/5	185	1200x900	645(2)x990	50	1400x1100	80
	MCLD-20	2.5/5	237	1200x1200	1280x1280	50	1400x1400	90
	MCLD-21	2.5/5	290	1500x1500	1580x1580	50	1680x1680	90
	MCLD-22	2.5/5	310	1800x1200	630(3)x1280	50	1980x1380	90



SPECIFICATIONS



Manhole Cover & Frame



FRP Composite Manhole Cover & Frame - Medium Duty MD-10 / B125

Areas where our Medium Duty Manhole Covers & Frames are used include roads, service lanes & where medium vehicular traffic is common

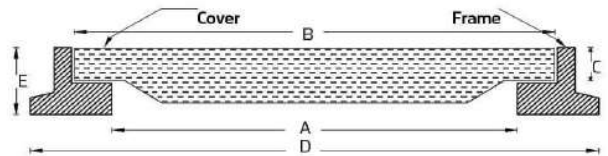
(All dimensions in mm)

Product Picture	Product Code	Load Capacity (Tons)	Wt/ Set (Kgs)	Clear Opening	Cover Details		Frame Details	
				A	B	C	D	E
 	MCMD-01	10/12.5	22	450 Dia	500 Dia	30	580 Dia	60
	MCMD-02	10/12.5	30	560 Dia	610 Dia	30	680 Dia	60
	MCMD-03	10/12.5	34	600 Dia	660 Dia	30	730 Dia	60
	MCMD-04	10/12.5	57	750 Dia	810 Dia	30	880 Dia	60
	MCMD-05	10/12.5	81	900 Dia	960 Dia	40	1060 Dia	80
	MCMD-06	10/12.5	11	225x300	260x330	20	345x420	50
	MCMD-07	10/12.5	13	300x300	350x350	25	440x440	60
	MCMD-08	10/12.5	29	450x450	510x510	30	600x600	70
	MCMD-09	10/12.5	35	450x600	510x660	30	600x750	70
	MCMD-10	10/12.5	47	600x600	660x660	30	750x750	70
	MCMD-11	10/12.5	55	600x750	660x810	30	750x900	70
	MCMD-12	10/12.5	61	750x750	810x810	30	900x900	70
	MCMD-13	10/12.5	46	900x450	960x510	30	1050x600	70
	MCMD-14	10/12.5	63	900x600	960x660	30	1050x750	70
	MCMD-15	10/12.5	80	900x750	960x810	30	1050x900	70
	MCMD-16	10/12.5	95	900x900	960x960	30	1050x1050	70
	MCMD-17	10/12.5	170	1000x1000	1080x1080	50	1200x1200	90
	MCMD-18	10/12.5	123	1200x600	1280x680	50	1400x800	90
	MCMD-19	10/12.5	185	1200x900	645(2)x990	50	1400x1100	80
	MCMD-20	10/12.5	237	1200x1200	1280x1280	50	1400x1400	90
	MCMD-21	10/12.5	290	1500x1500	1580x1580	50	1680x1680	90
	MCMD-22	10/12.5	310	1800x1200	630(3)x1280	50	1980x1380	90



SPECIFICATIONS



Manhole Cover & Frame



FRP Composite Manhole Cover & Frame - Heavy Duty HD-20 / C250

Areas where our Heavy Duty Manhole Covers & Frames are used include City roads, commercial areas, bus terminals & where heavy vehicular traffic is Common.

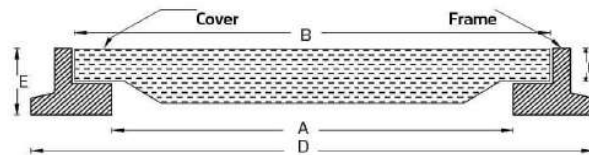
(All dimensions in mm)

Product Picture	Product Code	Load Capacity (Tons)	Wt/ Set (Kgs)	Clear Opening	Cover Details		Frame Details	
				A	B	C	D	E
 	MCHD-01	20/25	40	450 Dia	510 Dia	50	630 Dia	80
	MCHD-02	20/25	42	560 Dia	620 Dia	50	765 Dia	100
	MCHD-03	20/25	46	600 Dia	660 Dia	50	800 Dia	100
	MCHD-04	20/25	70	750 Dia	810 Dia	50	920 Dia	100
	MCHD-05	20/25	128	900 Dia	960 Dia	50	1100 Dia	110
	MCHD-06	20/25	21	225x300	285x360	30	405x480	60
	MCHD-07	20/25	23	300x300	380x380	50	480x480	80
	MCHD-08	20/25	41	450x450	530x530	50	630x630	80
	MCHD-09	20/25	53	450x600	530x680	50	630x780	80
	MCHD-10	20/25	69	600x600	680x680	50	780x780	80
	MCHD-11	20/25	73	600x750	680x830	50	780x930	80
	MCHD-12	20/25	102	750x750	830x830	50	930x930	80
	MCHD-13	20/25	76	900x450	980x530	50	1080x630	80
	MCHD-14	20/25	95	900x600	980x680	50	1080x780	80
	MCHD-15	20/25	115	900x750	980x830	50	1080x930	80
	MCHD-16	20/25	140	900x900	980x980	50	1080x1080	80
	MCHD-17	20/25	175	1000x1000	1080x1080	50	1200x1200	90
	MCHD-18	20/25	123	1200x600	1280x680	50	1400x800	90
	MCHD-19	20/25	184	1200x900	645(2)x990	50	1400x1100	80
	MCHD-20	20/25	237	1200x1200	1280x1280	50	1400x1400	90
	MCHD-21	20/25	290	1500x1500	1580x1580	50	1680x1680	90
	MCHD-22	20/25	310	1800x1200	630(3)x1280	50	1980x1380	90



SPECIFICATIONS

Manhole Cover & Frame



FRP Composite Manhole Cover & Frame - Extra Heavy Duty EHD-40 / D400

Areas where our Heavy Duty Manhole Covers & Frames are used include commercial areas. Industrial areas. warehouses & where heavy vehicular traffic is common with heavy trucks & trailers.

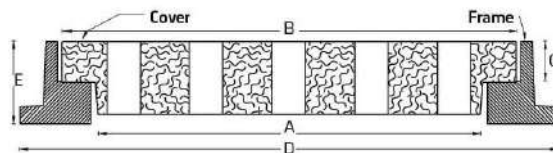
(All dimensions in mm)

Product Picture	Product Code	Load Capacity (Tons)	Wt/ Set (Kgs)	Clear Opening	Cover Details		Frame Details	
				A	B	C	D	E
	MCEHD-01	40	40	450 Dia	510 Dia	50	630 Dia	80
	MCEHD-02	40	42	560 Dia	620 Dia	50	765 Dia	100
	MCEHD-03	40	46	600 Dia	660 Dia	50	800 Dia	100
	MCEHD-04	40	70	750 Dia	810 Dia	50	920 Dia	100
	MCEHD-05	40	128	900 Dia	960 Dia	50	1100 Dia	110
	MCEHD-06	40	21	225x300	285x360	30	405x480	60
	MCEHD-07	40	23	300x300	380x380	50	480x480	80
	MCEHD-08	40	41	450x450	530x530	50	630x630	80
	MCEHD-09	40	53	450x600	530x680	50	630x780	80
	MCEHD-10	40	69	600x600	680x680	50	780x780	80
	MCEHD-11	40	73	600x750	680x830	50	780x930	80
	MCEHD-12	40	102	750x750	830x830	50	930x930	80
	MCEHD-13	40	76	900x450	980x530	50	1080x630	80
	MCEHD-14	40	95	900x600	980x680	50	1080x780	80
	MCEHD-15	40	115	900x750	980x830	50	1080x930	80
	MCEHD-16	40	140	900x900	980x980	50	1080x1080	80
	MCEHD-17	40	175	1000x1000	1080x1080	50	1200x1200	90
	MCEHD-18	40	123	1200x600	1280x680	50	1400x800	90
	MCEHD-19	40	184	1200x900	645(2)x990	50	1400x1100	80
	MCEHD-20	40	237	1200x1200	1280x1280	50	1400x1400	90
	MCEHD-21	40	290	1500x1500	1580x1580	50	1680x1680	90
	MCEHD-22	40	310	1800x1200	630(3)x1280	50	1980x1380	90



SPECIFICATIONS

Grating Cover & Frame



FRP Composite Storm Water Grating Cover & Frame - Light Duty LD-2.5 / 5 & Medium Duty MD-10 / B125

Areas where our Light Duty & Medium Duty Grating Covers & Frames are used include Pedestrians.

Pendal Cyclists. Filloeways. car parking. residential complexes. institutions & where light vehicular traffic is Common.

(All dimensions in mm)

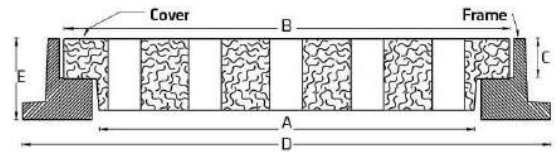
Product Picture	Product Code	Load Capacity (Tons)	Wt/ Set (Kgs)	Clear Opening	Cover Details		Frame Details	
				A	B	C	D	E
	GGLD-01	2.5/5	11	225X300	275X350	30	395X450	60
	GGLD-02	2.5/5	13	300X300	350X350	25	440X440	60
	GGLD-03	2.5/5	23	450X450	510X510	30	600X600	70
	GGLD-04	2.5/5	32	450X600	510X660	30	600X750	70
	GGLD-05	2.5/5	43	600X600	660X660	30	750X750	70
	GGLD-06	2.5/5	58	750X750	810X810	30	900X900	70
	GGLD-07	2.5/5	43	900X450	960X510	30	1050X600	70
	GGLD-08	2.5/5	60	900X600	960X660	30	1050X700	70
	GGLD-09	2.5/5	95	900X900	960X960	30	1050X1050	70
	GGLD-10	2.5/5	170	1000X1000	1080X1080	50	1200X1200	90
	GGLD-11	2.5/5	123	1200X600	1280X680	50	1400X800	90
	GGLD-12	2.5/5	184	1200X900	1290X990	50	1400X1100	80
	GGLD-13	2.5/5	237	1200X1200	1280X1280	50	1400X1400	90
	GGLD-14	2.5/5	290	1500x1500	1580x1580	50	1680x1680	90
	GGLD-15	2.5/5	310	1800x1200	630(3)x1280	50	1980x1380	90

(all dimensions in mm)

Product Picture	Product Code	Load Capacity (Tons)	Wt/ Set (Kgs)	Clear Opening	Cover Details		Frame Details	
				A	B	C	D	E
	GGMD-01	10/12.5	11	225X300	275X350	30	395X450	60
	GGMD-02	10/12.5	13	300X300	350X350	30	440X440	60
	GGMD-03	10/12.5	26	450X450	510X510	30	600X600	70
	GGMD-04	10/12.5	32	450X600	510X660	30	600X750	70
	GGMD-05	10/12.5	44	600X600	660X660	30	750X750	70
	GGMD-06	10/12.5	58	750X750	810X810	30	900X900	70
	GGMD-07	10/12.5	44	900X450	960X510	30	1050X600	70
	GGMD-08	10/12.5	60	900X600	960X660	30	1050X750	70
	GGMD-09	10/12.5	95	900X900	960X960	30	1050X1050	70
	GGMD-10	10/12.5	170	1000X1000	1080X1080	50	1200X1200	90
	GGMD-11	10/12.5	123	1200X600	1280X680	50	1400X800	90
	GGMD-12	10/12.5	184	1200X900	1290X990	50	1400X1100	80
	GGMD-13	10/12.5	237	1200X1200	1280X1280	50	1400X1400	90
	GGMD-14	10/12.5	290	1500x1500	1580x1580	50	1680x1680	90
	GGMD-15	10/12.5	310	1800x1200	630(3)x1280	50	1980x1380	90

SPECIFICATIONS

Grating Cover & Frame



FRP Composite Storm Water Grating Cover & Frame - Heavy Duty HD-20 / C250 & Extra Heavy Duty EHD-40 / D400

Areas where our Heavy Duty & Extra Heavy Duty Grating Covers & Frames are used include commercial areas, industrial areas, warehouses & where heavy vehicular traffic is common with heavy trucks & trailers.

(All dimensions in mm)

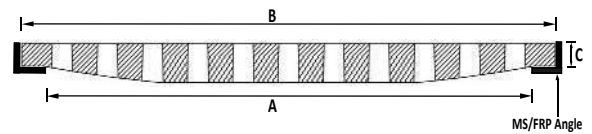
Product Picture	Product Code	Load Capacity (Tons)	Wt/ Set (Kgs)	Clear Opening	Cover Details		Frame Details	
				A	B	C	D	E
	GGHD-01	20/25	19	225X300	285X360	30	405X480	60
	GGHD-02	20/25	23	300X300	350X350	30	440X440	60
	GGHD-03	20/25	37	450X450	530X530	50	630X630	80
	GGHD-04	20/25	50	450X600	530X680	50	630X780	80
	GGHD-05	20/25	53	500X600	560X660	50	670X770	80
	GGHD-06	20/25	62	600X600	680X680	50	780X780	80
	GGHD-07	20/25	90	750X750	830X830	50	930X930	80
	GGHD-08	20/25	56	900X450	980X530	50	1080X630	80
	GGHD-09	20/25	100	900X600	980X680	50	1080X780	80
	GGHD-10	20/25	130	900X900	980X980	50	1080X1080	80
	GGHD-11	20/25	170	1000X1000	1080X1080	50	1200X1200	90
	GGHD-12	20/25	123	1200X600	1280X680	50	1400X800	90
	GGHD-13	20/25	185	1200X900	1290X990	50	1400X1100	80
	GGHD-14	20/25	237	1200X1200	1280X1280	50	1400X1400	90
	GGHD-15	20/25	290	1500x1500	1580x1580	50	1680x1680	90
	GGHD-16	20/25	310	1800x1200	630(3)x1280	50	1980x1380	90

(All dimensions in mm)

Product Picture	Product Code	Load Capacity (Tons)	Wt/ Set (Kgs)	Clear Opening	Cover Details		Frame Details	
				A	B	C	D	E
	GGEHD-01	40	19	225X300	285X360	30	405X480	60
	GGEHD-02	40	23	300X300	380X380	50	480X480	80
	GGEHD-03	40	33	450X450	530X530	50	630X630	80
	GGEHD-04	40	50	450X600	530X680	50	630X780	80
	GGEHD-05	40	53	500X600	560X660	50	670X770	80
	GGEHD-06	40	62	600X600	680X680	50	780X780	80
	GGEHD-07	40	90	750X750	830X830	50	930X930	80
	GGEHD-08	40	70	900X450	980X530	50	1080X630	80
	GGEHD-09	40	100	900X600	980X680	50	1080X780	80
	GGEHD-10	40	130	900X900	980X980	50	1080X1080	80
	GGEHD-11	40	170	1000X1000	1080X1080	50	1200X1200	90
	GGEHD-12	40	123	1200X600	1280X680	50	1400X800	90
	GGEHD-13	40	185	1200X900	1290X990	50	1400X1100	80
	GGEHD-14	40	237	1200X1200	1280X1280	50	1400X1400	90

SPECIFICATIONS

Grating Cover Only



FRP Composite Storm Water Grating Cover Only Light Duty LD-2.5/5 , Medium Duty MD-10/B125 , Heavy Duty HD-20/C250 & Extra Heavy Duty EHD-40/D400

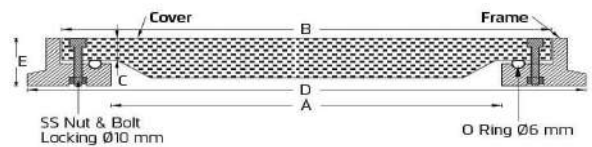
Areas where our Light Duty & Medium Duty Grating Covers Only are used include Pedestrians. Pandal Cyclists. Flotways. Car Parking Residential Complex. Institutions. light Vehicular traffic is Common Areas where our Heavy Duty & Extra Heavy Duty Grating Covers Only are used include Commercial Areas . Industrial areas. Warehouses & where heavy vehicular traffic is common with heavy trucks & trailers

(All dimensions in mm)

Product Picture	Product Code	Load Capacity (Tons)	Wt/ Set (Kgs)	Drain Opening A	Cover Details	
					B	C
	GGC-01	2.5/5/20/25/40	16	300	600X400	40
	GGC-02	2.5/5/20/25/40	19	350	650X450	40
	GGC-03	2.5/5/20/25/40	8	200	600X240	30
	GGC-04	2.5/5/20/25/40	9	250	600X300	30
	GGC-05	2.5/5/20/25/40	22	500	600X600	30
	GGC-06	2.5/5/20/25/40	35	500	600X600	40
	GGC-07	2.5/5/20/25/40	21	400	700X450	40
	GGC-08	2.5/5/20/25/40	47	600	700X700	50
	GGC-09	2.5/5/20/25/40	23	300	900X370	40
	GGC-10	2.5/5/20/25/40	20	200	1000X280	40
	GGC-11	2.5/5/20/25/40	23	300	1000X360	40
	GGC-12	2.5/5/20/25/40	43	450	1000X530	40
	GGC-13	2.5/5/20/25/40	19	200	900X300	40
	GGC-14	2.5/5/20/25/40	30	500	600X600	50
	GGC-15	2.5/5/20/25/40	36	500	700X600	50
	GGC-16	2.5/5/20/25/40	55	650	750X750	50
	GGC-17	2.5/5/20/25/40	12	225	600X300	40
	GGC-18	2.5/5/20/25/40	47	600	705X705	50
	GGC-19	2.5/5/20/25/40	17	300	700X370	50
	GGC-20	2.5/5/20/25/40	10	150	1020X200	30
	GGC-21	2.5/5/20/25/40	7	150	720X200	30

SPECIFICATIONS

Water Tight Tank / Manhole Cover & Frame



FRP Composite Water Tight Tank / Manhole Cover & Frame with Nut & Bolt fasteners & O Ring - Light Duty LD-2.5, Medium Duty MD-10

Areas where our Light & Medium Duty Water Tight / Tank/Manhole Covers & Frames are used. include Water Tanks of Building compounds with Car. Tempo movement. City Roads. Commercial areas where medium traffic is common & where locking is required for safety

(All dimensions in mm)

Product Picture	Product Code	Load Capacity (Tons)	Wt/ Set (Kgs)	Clear Opening	Cover Details		Frame Details	
				A	B	C	D	E
	WTCFLD/MD-01	2.5/10	60	600 Dia	675 Dia	50	780 Dia	90
	WTCFLD/MD-02	2.5/10	32	300X300	380X380	50	480X480	80
	WTCFLD/MD-03	2.5/10	45	450X450	530X530	50	630X630	80
	WTCFLD/MD-04	2.5/10	56	450X600	530X680	50	630X780	80
	WTCFLD/MD-05	2.5/10	69	600X600	680X680	50	780X780	80
	WTCFLD/MD-06	2.5/10	82	900X450	980X530	50	1080X630	80
	WTCFLD/MD-07	2.5/10	100	900X600	980X680	50	1080X780	80
	WTCFLD/MD-08	2.5/10	140	900X900	980X980	50	1080X1080	80
	WTCFLD/MD-09	2.5/10	170	1000X1000	1080X1080	50	1200X1200	90
	WTCFLD/MD-10	2.5/10	255	1200X1200	1280X1280	60	1400X1400	90

FRP Composite Water Tight Tank / Manhole Cover & Frame with Nut & Bolt fasteners & O Ring - Heavy Duty HD-20, Extra Heavy Duty EHD-40

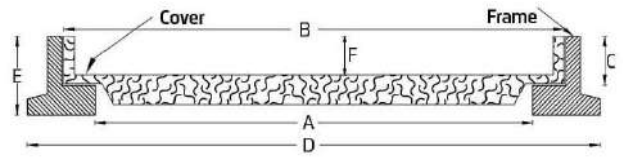
Areas where our Heavy Duty Water Tight Tank / Manhole Covers & Frames are used include Water Tanks of Building compounds with Heavy Truck movement. City Roads. Commercial areas where heavy traffic is common & where locking is required for safety.

(All dimensions in mm)

Product Picture	Product Code	Load Capacity (Tons)	Wt/ Set (Kgs)	Clear Opening	Cover Details		Frame Details	
				A	B	C	D	E
	WTCFHD/EHD-01	20/40	60	600 Dia	675 Dia	50	780 Dia	90
	WTCFHD/EHD-02	20/40	32	300X300	380X380	50	480X480	80
	WTCFHD/EHD-03	20/40	45	450X450	530X530	50	630X630	80
	WTCFHD/EHD-04	20/40	56	450X600	530X680	50	630X780	80
	WTCFHD/EHD-05	20/40	69	600X600	680X680	50	780X780	80
	WTCFHD/EHD-06	20/40	82	900X450	980X530	50	1080X630	80
	WTCFHD/EHD-07	20/40	100	900X600	980X680	50	1080X780	80
	WTCFHD/EHD-08	20/40	140	900X900	980X980	50	1080X1080	80
	WTCFHD/EHD-09	20/40	170	1000X1000	1080X1080	50	1200X1200	90
	WTCFHD/EHD-10	20/40	255	1200X1200	1280X1280	60	1400X1400	90

SPECIFICATIONS

Recess Cover & Frame



FRP Composite Recess Manhole Cover & Frame (LD-2.5. MD-10. HD-20. EHD-40) Grades Recess Depth 60 mm

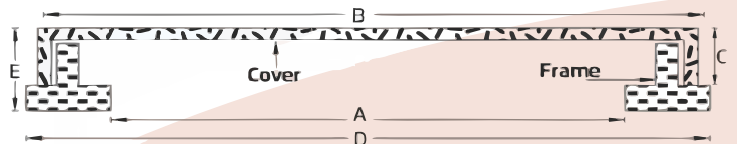
Areas where our Heavy Duty Water Tight Tank / Manhole Covers & Frames are used. include footpaths. parking areas. passages of Building compounds. Malls. Offices etc with Light to Heavy traffic

(All dimensions in mm)

Product Picture	Product Code	Wt/ Set (Kgs)	Load Capacity (Tons)	Clear Opening	Cover Details			Frame Details	
				A	B	F	C	D	E
	RCF01	50	2.5/10/20/40	600 Dia	660 Dia	60	90	770 Dia	120
	RCF02	23	2.5/10/20/40	300X300	360X360	60	90	470X470	120
	RCF03	35	2.5/10/20/40	450X450	510X510	60	90	620X620	120
	RCF04	52	2.5/10/20/40	600X450	660X510	60	90	770X620	120
	RCF05	59	2.5/10/20/40	600X600	660X660	60	90	770X770	120
	RCF06	62	2.5/10/20/40	900X450	960X510	60	90	1070X620	120
	RCF07	80	2.5/10/20/40	900X600	960X660	60	90	1070X770	120
	RCF08	129	2.5/10/20/40	900X900	960X960	60	90	1070X1070	120

SPECIFICATIONS

Over Head Tank Cover & Frame



Areas where our Light Duty Over head Tank Cover & Frame used is at Overhead Tanks. Underground tank with no traffic. (Light Duty).

(All dimensions in mm)

Product Picture	Product Code	Load Capacity (Tons)	Clear Opening	Cover Details		Frame Details	
			A	B	C	D	E
	OTCF01	500 kgs	600 Dia	680 Dia	30	725 Dia	45
	OTCF02	500 kgs	450X450	510X510	30	550X500	45
	OTCF03	500 kgs	600X450	660X510	30	700X550	45
	OTCF04	500 kgs	600X600	660X660	30	700X700	45

KKfrP

Why Choose KKfrP ?

DESCRIPTION	CAST IRON	RCC	KK-FRP
Aesthetics	POOR	GOOD	VERY HIGH
Colour Choice	NONE	NONE	POSSIBLE
Top Finishing	ROUGH	SMOOTH	GRANITE FINISH
Weight	HIGH	HIGH	LOW
Life Span	HIGH	MODERATE	VERY HIGH
Scrap Value	HIGH	NEGLIGIBLE	NONE
Ease of Handling	LOW	LOW	HIGH
Corrossion Resistance	LOW	HIGH	HIGH
Effect of Sewage Gases	HIGH	LOW	LOW
Abrasion Resistance	MILD	NONE	HIGH



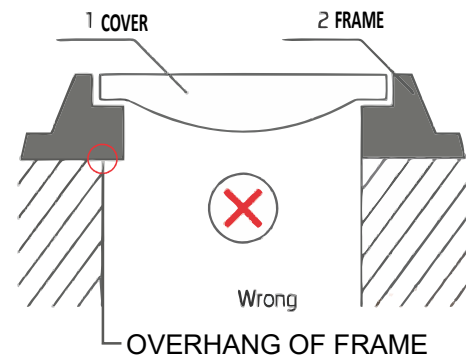
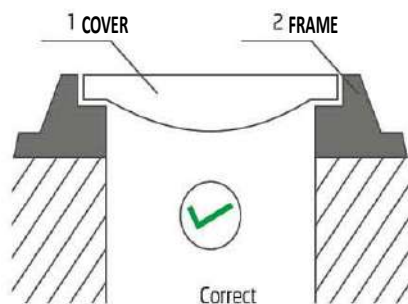
KK frp

FITTINGS

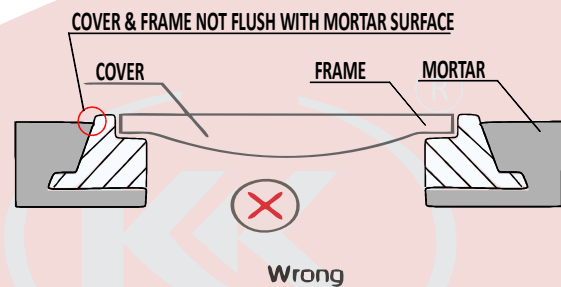
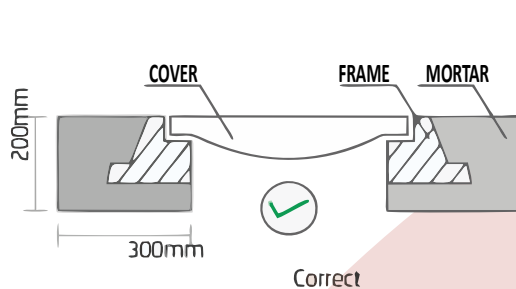


Installation Process.

- ◆ Prepare Concrete bed considering height of frame
- ◆ The clear opening of the frame should be equal to the clear opening of the chamber
- ◆ Frame should be embedded in 300X200mm of minimum M-20 grade concrete
- ◆ Make sure that the top level of frame should match with the road surface



Manhole Cover & Frame / Grating Cover & Frame




Manhole Cover & Frame / Grating Cover & Frame



KK frp Moulded Gratings

KK frp Moulded Gratings are an Ideal substitute for Hot Dip Galvanised / Mild Steel / Stainless Steel Gratings. Our Gratings are corrosion and chemical resistant, light in weight, are durable and have long life. They are available in various sizes and various resin options like Isophthalic, Vinyl & Orthophthalic Resins.



Advantages of KK frp Moulded Gratings.

- **LIGHT WEIGHT**- Density 4 times less than steel.
- **CORROSION RESISTANT**- It gives resistance against all chemicals.
- **IMPACT RESISTANT**- Returns to original position without permanent deflection /distortion.
- **MAINTENANCE FREE**- No painting or cleaning required .
- **EASE OF INSTALLATION** - No welding required while installation.
- **EASE OF HANDLING** - Since light weight , easy to handle .
- **LIFE CYCLE**- Long durability ensures lowest life cycle cost .
- Very high strength to weight ratio.
- High impact and fatigue strength .
- Option of fire retardant available.
- Aesthetically pleasing appearance.
- Anti skid options available.

SPECIFICATIONS

FRP Moulded Gratings



<p>KK frp GG-01</p>	<p>Plan View</p> <p>Elevation View</p>	<p>38mm thick, 38x38mm square mesh, bearing bars run both direction</p> <p>Bearing bar thickness (Top/Bottom) : 7.0/5.0</p> <p>Bearing bar center : 38</p> <p>Open Area : 68%</p> <p>Approx. Weight : 19.50 kgs/m²</p> <p>Panel size available : 1220 x 3660,</p>
<p>KK frp GG-02</p>	<p>Plan View</p> <p>Elevation View</p>	<p>30mm thick, 38x38mm square mesh, bearing bars run both direction</p> <p>Bearing bar thickness (Top/Bottom) : 7.0/5.0</p> <p>Bearing bar center : 38</p> <p>Open Area : 68%</p> <p>Approx. Weight : 14.10 kgs/m²</p> <p>Panel size available : 1220 x 3660</p>
<p>KK frp GG-03</p>	<p>Plan View</p> <p>Elevation View</p>	<p>25 mm thick, 38x38mm square mesh, bearing bars run both direction</p> <p>Bearing bar thickness (Top/Bottom) : 7.0/5.0</p> <p>Bearing bar center : 38</p> <p>Open Area : 68%</p> <p>Approx. Weight : 11.90 kgs/m²</p> <p>Panel size available : 1220 x 3660</p>


Applications of KK frp Moulded Gratings

- Channel drain covers
- Elevated Car Park
- Swimming pool
- Gardens
- Fencing
- Floorings
- Staircase
- Walkways
- Foot Bridges
- Platforms
- Trench Covers
- Earth Pit Covers
- Water treatment plants

Resin Varients - Isophthalic, Vinyl Ester , Bisphenol Resins.
Choice of Colours



Black



Light Grey




Dark Grey



Green



Yellow



Blue



Orange



Brown

IDEAL SUBSTITUTE FOR MILD STEEL / CONCRETE & G.I. RAILINGS



ADVANTAGES OF KK FIBER RAILINGS

Excellent aesthetics
 Resistance to corrosion & chemicals
 High in strength
 Ease of handling due to low weight
 Theft proof
 Negligible maintenance cost

Provision of advertisement by sponsor
 Low installation cost
 Availability in any colour of choice
 Heat & electrical resistance
 Fire resistant can be made of request

COMPARISON BETWEEN FRP & STEEL MATERIAL

DESCRIPTION	FRP	STEEL
COST	Lower installation costs , less maintenance, longer product life, cause lower life span cost .	Lower initial material costs.
ELECTRICAL CONDUCTIVITY	Non conductive . Good insulator with low thermal conductivity 0.04W/mK .	Requires grounding due to high conductivity. Thermal conductivity 50.2 W/m
IMPACT RESISTANCE	Will not deform permanently under impact.	Can deform permanently .
CORROSION RESISTANCE	Resists a broad range of chemicals and water and is therefore corrosion resistant.	Subject to oxidation and corrosion which otherwise requires galvanisation for many complications - a expensive and difficult process.

APPLICATION OF RAILINGS

1. These railings prevent movement of two wheelers on footpaths which is a common sign in our cities during congestion. They also act as a divider between road & foot path & hence safeguard pedestrians against any accident by moving vehicle.
2. Used in beautification of roads, Gardens, Housing Colonies, Hotels, Buildings.
3. Can be used as fencing and boundary wall.

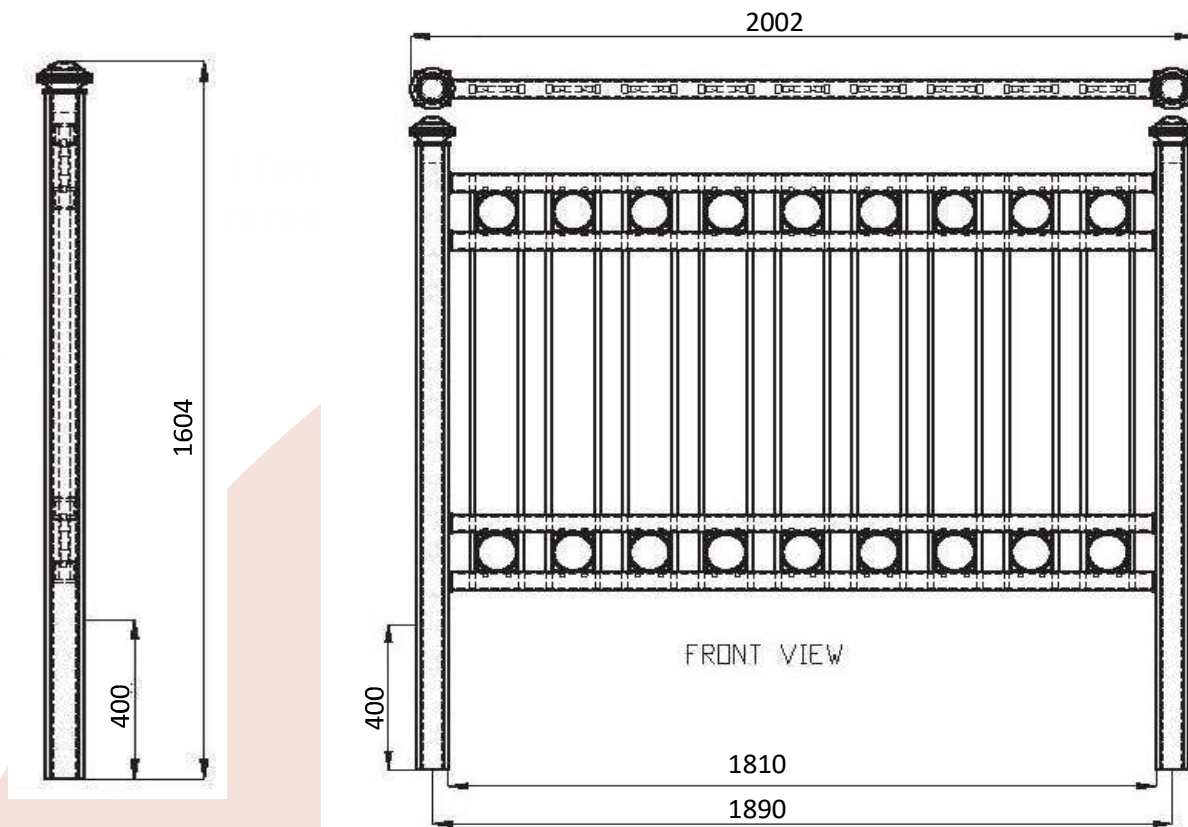
COMPARISON BETWEEN MILD STEEL / CONCRETE / KK FIBER RAILINGS

DESCRIPTION	MILD STEEL	CONCRETE	KK FIBER
Aesthetics	GOOD	GOOD	EXCELLENT
Life Span	POOR	GOOD	EXCELLENT
Corrosion / Heat / Electrical Resistivity	POOR	GOOD	EXCELLENT
Maintenance Cost	HIGH	MODERATE	NIL
Ease of Handling	MODERATE	POOR	GOOD
Choice of Colour	AVAILABLE	NA	AVAILABLE
Strength to Weight Ratio	LOW	VERY LOW	HIGH


DIMENSIONS OF KK FIBER RAILINGS

ITEM CODE	LENGTH	OVERALL HEIGHT	HEIGHT ABOVE GROUND	PILLAR SECTION
KK FIBER 01	2000mm	1600mm	1200mm	80x80x8mm
KK FIBER 02	2000mm	1300mm	900mm	80x80x8mm

SECTION DRAWING



KK Stepz PLASTIC MANHOLE STEP



ADVANTAGES OF KK STEPZ MANHOLE STEP

- High in strength
- Light in weight
- Theft proof
- Negligible maintenance cost
- Low installation cost
- Availability in any colour of choice
- Resistance to corrosion & chemicals
- Fire resistant

SPECIFICATIONS:

The polypropylene, conforming to ASTM D-4101 specification, is an injection moulded Product. It consists of 12mm dia Fe 500 grade MS Bar This step easily meets the load requirements of 225 kg. as per IS-5455.

INSTALLATION:

Cast the step in manhole wall . The step will be resist pullout forces of over 600kg.

LIFE SPAN:

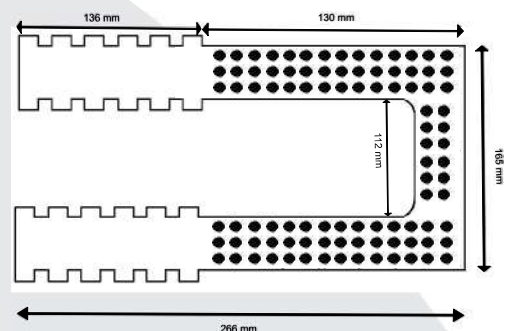
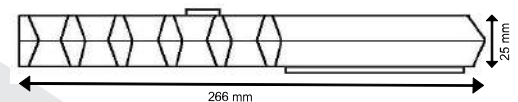
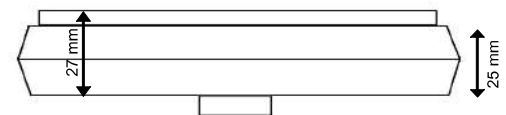
Polypropylene is known for its superior resistance to all types of corrosive sewage gases found in sewer lines.

SAFETY:

Slip resistant tread provided to prevent slippage during operation. Polypropylene is fire resistant, hence no danger of fire due to ignition of sewage gases.

APPLICATION:

- Underground sewage line manholes
- Overhead/ Underground water tanks
- Service shaft in multi-storey buildings
- As Ladder in walls.



3 SEATER BENCH WITH BACKREST



Dimensions:-L x B x H :- 148cm x 64cm x 78cm

Seat Dimensions:-L x B :- 148cm x 40cm

Weight:- 34Kg

Capacity:- 400Kg (In standard condition)

Available in following colors



COMPARISON

Furniture Type	KK Eco Green Furniture	Wooden Furniture	Metal Furniture	Other recycled Furniture	Plastic Molded Furniture
Rust Proof	Yes	Yes	No	Yes	Yes
Termite Proof	Yes	No	Yes	Yes	Yes
Water Proof	Yes	No	No	Yes	Yes
Durability	High	High	High	Moderate	Low
Maintenance	Low	High	Moderate	Moderate	Low
Saves Environment	Yes	No	No	Yes	Yes
Further recyclable	Yes	No	Yes	No	Yes
Cost	Moderate	High	Moderate	Moderate	Low

RECYCLED PLASTIC GREEN BENCH

Sustainable furniture range , made from post consumer plastic waste



Dimensions:-L x B x H :- 148cm x 64cm x 78cm



Dimensions:-L x B x H :- 148cm x 54cm x 45cm



Dimensions:-L x B x H :- 188cm x 36cm x 100cm



Dimensions:-L x B x H :- 126cm x 67cm x 90cm


PARTICIPATION IN EXHIBITIONS



BIG5 Exhibition on 19 to 21 June 2023, at Egypt Exhibition Centre Cairo.



BIG5 Exhibition on 05 to 08 Dec 2022, at Dubai World Trade Centre, DUBAI.



INDEX

Index Exhibition on 22 to 24 July 2022, at Pragati Maidan, New Delhi .



PARTICIPATION IN EXHIBITIONS



Acetech Exhibition on 18 to 21 Nov 2021, at NESCO, Goregaon Mumbai



PARTICIPATION IN EXHIBITIONS



Idac Exhibition on 5 to 7 May 2022, at Jio Convention Centre, Bkc Mumbai .





KK frp

Durability -Strength -Quality

KK-FRP AND KONCRETE PRODUCTS PVT. LTD.
Formerly K.K.Manhole & Gratings Co.

Head Office : 1114 Hubtown Solaris Proof. N.S. Phadke Marg, Near Andheri
East-West Fly over, Andheri (E) Mumbai 400 069 India
Ph.: +91 22 66913250, Mob.: +91 9822036550, 9850089903

Branch Office : Shop No. 8 Sterling Apartment, Gangapur Road, Anandvali,
Nashik 422 013 India. Ph.: +91 25 32340556
Mob.: +91 9822036550, 9850089903, 9422253037

Works : Plot No. A-47, 124 & 119/120/129 STICE.
Musalgaon, Sinnar, Dist. Nashik 422 103 India.

E-mail : info@kkfrp.com, kkmgnsk@gmail.com

Website : www.kkfrp.com

Authorised Distributor

